

Swift Group

OLYMPIC 2012 CONTINGENCY PLAN

The Swift Group of Companies © 2012



Forward

In July London will play host to the 2012 Olympics. And although this will be an exciting and enjoyable event for all, it will cause some issues with access to areas near events during the period (and probably before) that the Olympics and Paralympics is running.

Swift have investigated this fully and have made some contingency plans for this period.

Locations Affected by the Olympics

Although the primary area to be affected by the Olympics will be London (The Olympic Park area particularly) it is by no means the only area.

Below you will see a list of the areas affected. We have allocated number values to the disruption expected in these areas with 1 being little disruption to 4 being maximum disruption.

Disruption Value	Description
1	Just slightly above the normal traffic conditions
2	About 20% worse than normal traffic conditions
3	About 50% worse than normal traffic conditions
4	About twice as bad as normal traffic conditions

Location	Description	Begins	Finishes	Disruption
Leeds	Exhibitions	01/07/12	31/12/12	1
Old Trafford	Football Matches	26/07/12		3
		07/08/12		
Coventry	Football Matches	25/07/12		3
		09/08/12		
Cardiff	Football Matches	25/07/12		4
		10/08/12		
Weymouth	Sailing	29/07/12	11/08/12	4
		31/08/12	05/09/12	3
Brands Hatch	Cycling	05/09/12	08/09/12	3
Cambridge	Exhibitions	31/03/12	30/09/12	1
London	Main Venue	27/07/12	09/09/12	4

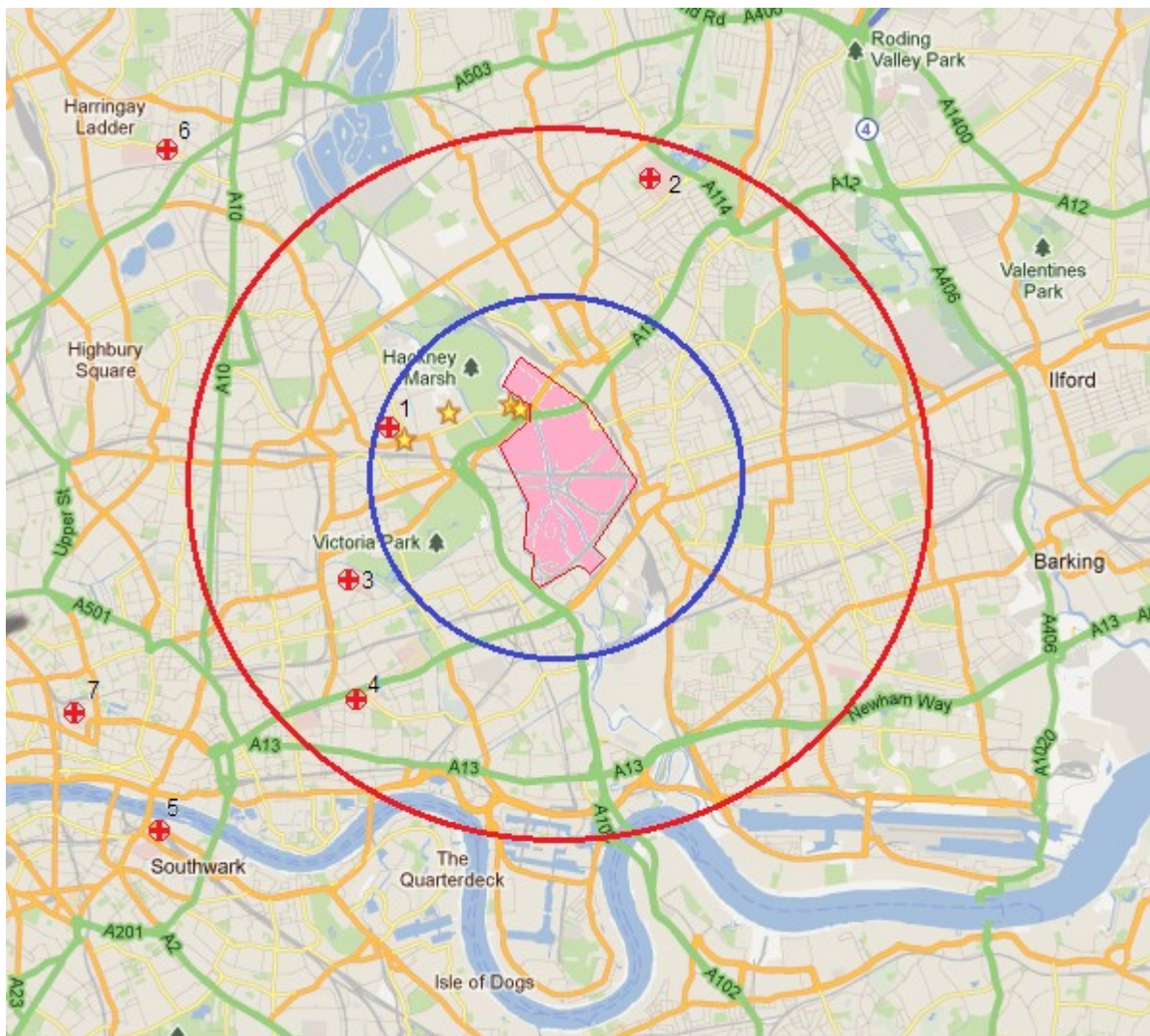
As you can see a wide range of venues for both the Olympics and Paralympics. Some events (outside London) like Football matches in Old Trafford will take place on specific days. On these days the disruption to Same day and Overnight deliveries and collections in the effected area will be level 3 or 4, but it is important to keep in mind that security 1 to 2 days before the event will also place restrictions on deliveries and collections in these areas.

Leeds and Cambridge have several exhibitions on through this period that involve the Olympic theme, and although we will expect an up surge in traffic in these areas we believe that disruption will be low in comparison to the more traditional sporting events. However there may still be security issues at the venues them selves so if you are sending to these venues it is worth checking with the recipient what security arrangements are in effect and what ID or booking information is required to deliver or collect from these locations.

Our main focus has been on London which is split in to 3 zones. Each zone again will be allocated a disruption value (number 1 to 4) which will give you an idea of what we expect.

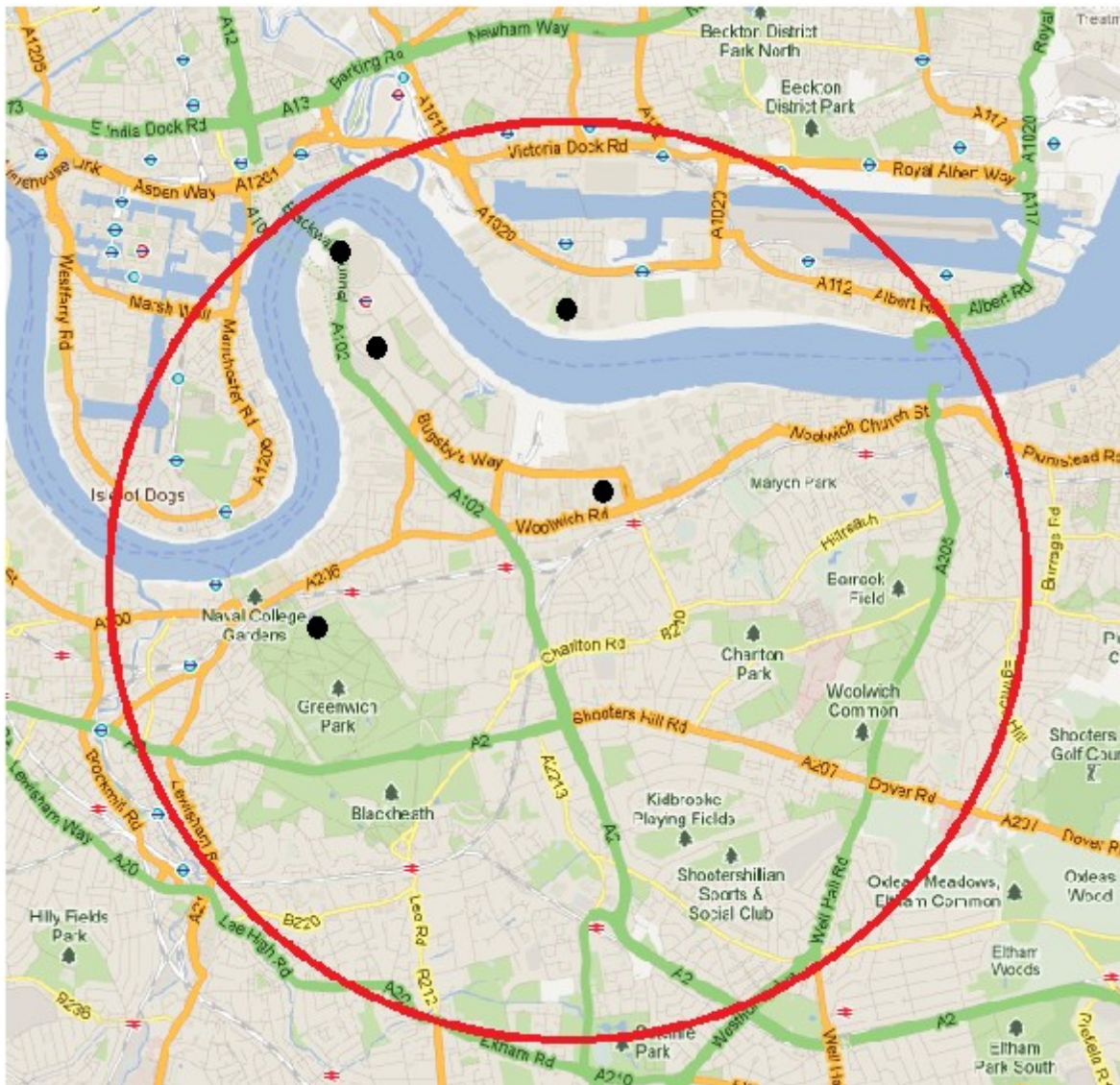
Disruption intensity by Zone

Below you will see a map showing the Olympic Park Zone and two areas radiating out from it. area 1 will be the outer area and we envisage slow traffic and medium disruption in these areas 2 to 3 with the disruption moving up to 3 and 4 in area 2 and the Park its self will have heavy security restrictions.



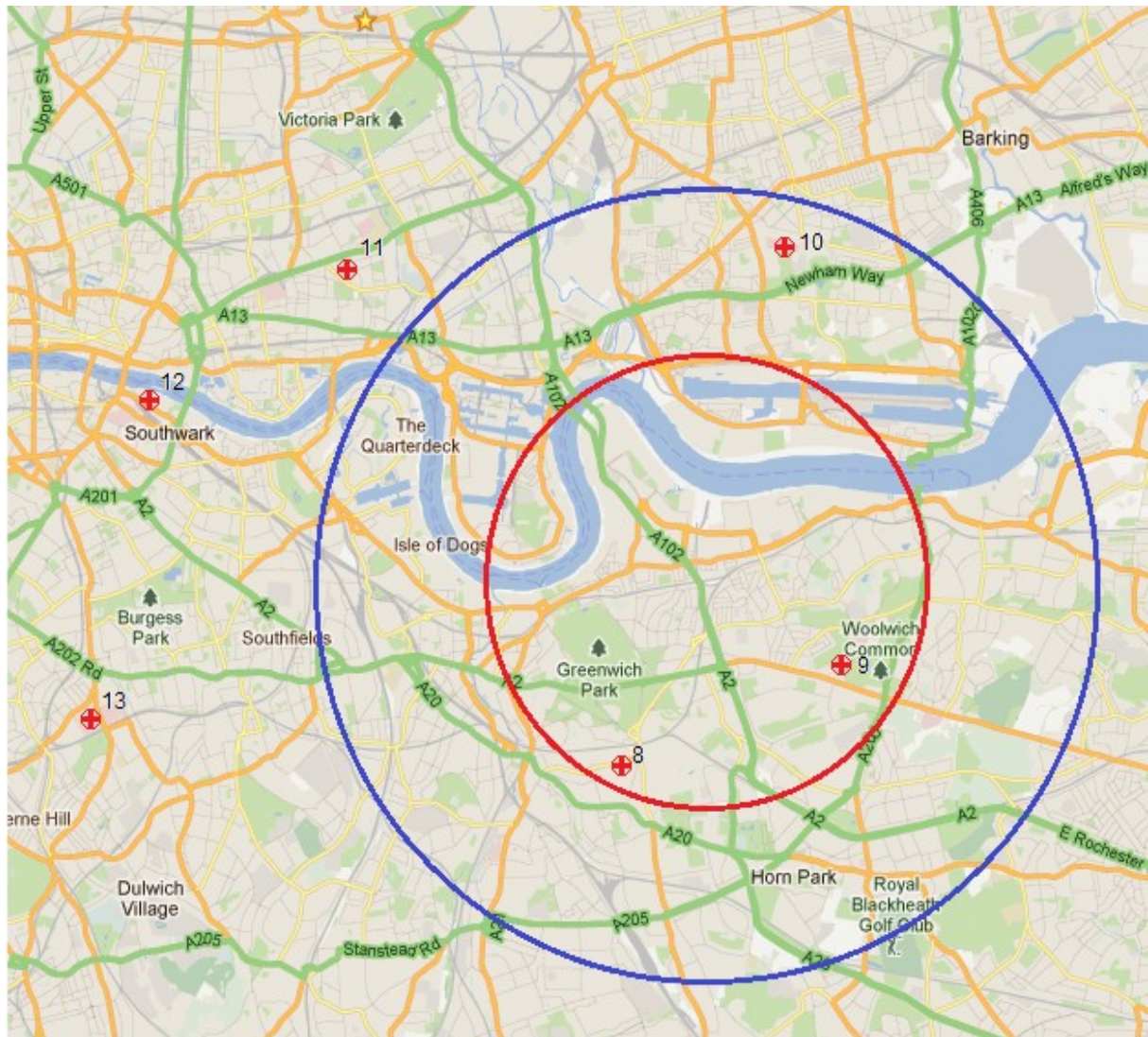
The map shows the Olympic Park and the two areas radiating out from it. There are many customers in this Zone and although access should be as normal, traffic conditions will cause issues.

As you can see below the River Zone stretches out some way beyond these areas, and traffic will be effected in the same way as the main Olympic Park Zone.



Areas Affected by the River Zone

Again there are many customers in or near this zone. Access should again be as normal, but it is important to understand that traffic disruption will have an effect of collections and deliveries to these zones. With areas very close to actual events becoming un-reachable at certain times of the day.

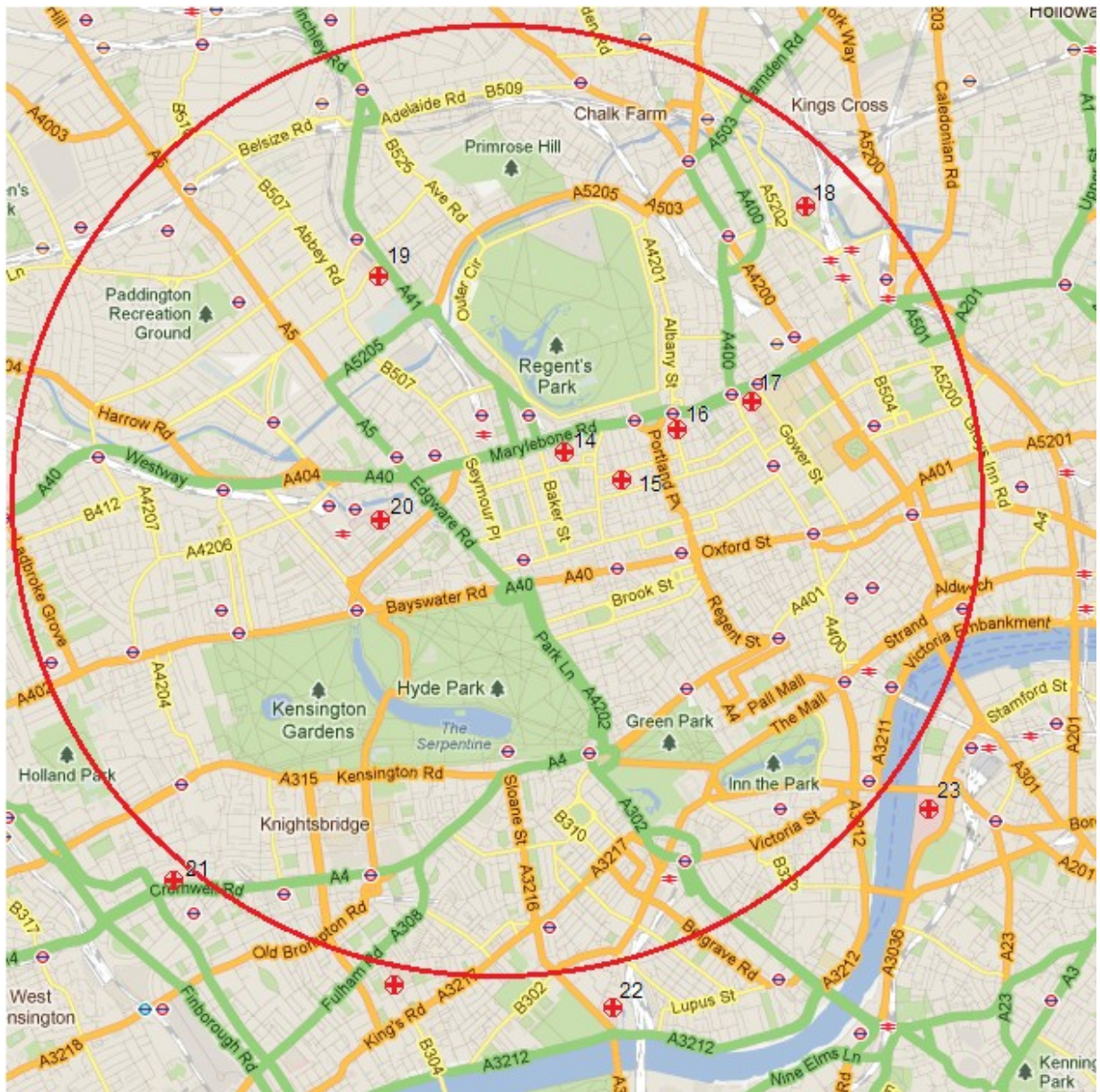


Traffic should ease as you move further from the events. The red ring on the map denotes Area 2 in the River Zone and disruption (during the days when events are being held) level of 3 – 4, the blue ring denotes Area 1 in the River Zone and we estimate disruption at 2 – 3 in this area.

The approaches to these Zones will also be affected.

The Central Zone

There will also be some events taking place in a Central Zone.



As you can see the Central Zone will have a major affect on the area covering many of the regular approaches into the city and there are again many customers in this zone. During events disruption in this Zone will be at level 4 with all approaches at level 3 – 4.

Approaches to the Olympic Zones

As you can imagine the approaches to the Olympic Zones during this period (27/7/12 – 09/09/12) will be affected also. With some roads becoming unusable during certain periods of the day. It is also expected that some roads will be shut to road traffic to aid public transport to the zone.

It is also important to realise the at least two weeks prior to the start of the Olympics we will see an upsurge in air traffic, as well as security in the zone. All of which will impact on collections and deliveries in the area.

Although private road traffic has not been seen as part of the transport solution for the Olympics it is thought that people will attempt to get as close as possible in “private cars” before swapping to the public transport system. This in its self will cause some considerable congestion issues.

ROAD	00:00 – 04:00	04:01 – 05:59	06:00 – 10:00	10:01 – 14:00	14:01 – 17:00	17:01 – 20:00	20:01 – 23:59
M3	0	1	3	4	4	4	3
M4	0	1	3	4	4	4	3
M40	0	0	3	4	4	4	3
M1	0	0	3	4	4	4	3
A1(M)	0	0	2	4	4	4	2
M11	0	0	2	4	4	3	2
M23	0	0	3	4	4	4	2
M26	0	0	3	4	3	3	2
M2	0	0	2	4	3	3	2
A4	0	1	3	4	4	4	3
A40	0	1	3	4	4	4	3
A10	0	0	2	4	3	3	2
A12	0	0	2	4	3	3	2
A2	0	0	2	4	3	3	2
A20	0	0	2	4	3	3	2
A23	0	1	3	4	4	4	2
A3	0	1	3	4	3	4	3
A24	0	0	2	4	3	3	2
A316	0	1	3	4	4	4	3
A30	0	0	3	4	3	3	2

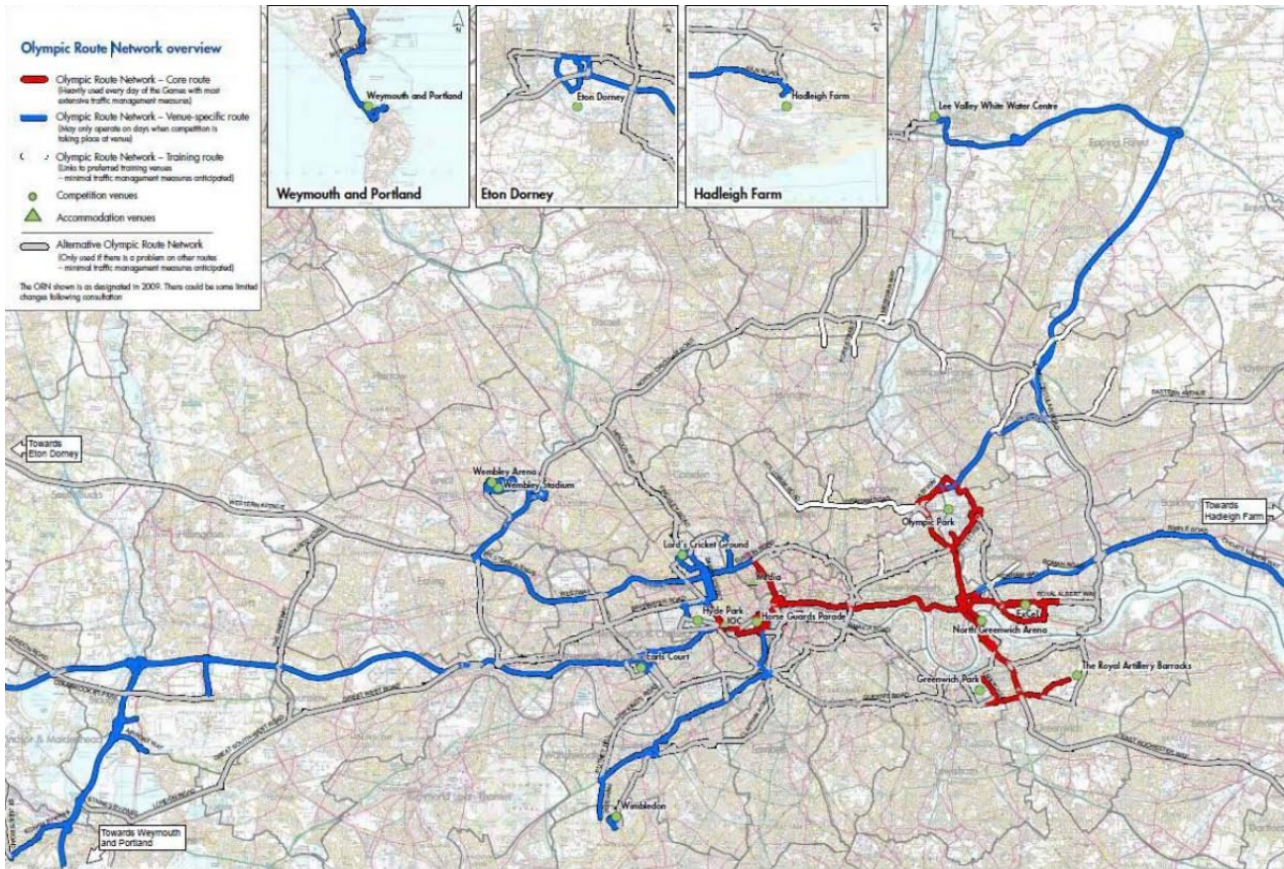
Above is the estimated congestion on the approaches to the Olympic zones. As you can see the congestion issues will continue until quite late into the evening. Many events will be running during the evening, so we expect heavy congestion to continue in to the evening as both spectators and staff make there way too and from events.

You will see that the optimum time for making collections and deliveries is between midnight and 06:00 hours. This corresponds with the advice of the Olympic committee, that collections and deliveries should be made out side normal working hours.

Approach roads will see heavy traffic and once in the zones, many roads will be closed with no way in or out of those zones until very late in the evening.

Traffic is likely to build from very early in the morning as both spectators, competitors and TV companies head into the zones ready for the day.

The map below shows the Olympic Route Network Overview.



Security

The security operation is going to be one of the largest ever mounted in the UK, with the UK armed forces providing up to a third, private security companies providing a third, and local authorities and the Police force providing the remaining.

To enter the actual Olympic Areas (Event zones and Olympic Park) you will require special licenses (documents and ID) which must be applied for in advance.

Recommendations

We will sort collection and deliveries in to two types:

- A) Immediate Deliveries, these are urgent deliveries or collections (often time critical).
- B) Scheduled Deliveries, These are deliveries and collections known about in advance.

Swift have liaised with the Metropolitan Police on entry in to Olympic Zones in the event of a Type A delivery / collection. We have been assured that access to all public buildings, Schools and Hospitals etc. located in and around the Olympic Zones will be as normal (with the exception of traffic). Local changes may be in-place for delivery entrances to these buildings, which will have to be advised to us via RM after liaising with the customers.

Although access to customers near or in the Olympic Zones will be normal, we recommend that scheduled (Type B) deliveries be made out of hours. This will require liaising with the customer to allow deliveries very late in the evening or very early in the morning. The best traffic conditions will be between Midnight and 06:00. However as we move away from the Olympic Zones traffic should reduce and normal delivery times should be OK.

Overnight deliveries will be heavily affected by the traffic and with most trunks getting in between 06:00 – 07:00 in the morning it is likely that timed freight Pre 09:00, Pre 10:00 and Pre 12:00 deliveries will be difficult in many cases.

Swift will create an evening or early morning London run for specific clients and should be able to get deliveries made to Olympic Zones on this special run.

BSF, HE and Large Scale Deliveries

Although access to public buildings, such as schools, hospitals and museums will remain unchanged (as per the Metropolitan Police) we envisage that traffic levels will be so great at certain times in specific areas will mean “large” deliveries for example deliveries that require taco enabled vehicles, could be adversely effected. With drivers running out of hours and becoming stranded within Olympic Zones.

Making large scale deliveries out of hours is also an issue as many areas in London have restrictions on vehicles over 18 tons.

Planning a large scale delivery into these areas will require a considerable amount of notice. It may be necessary to utilise several smaller vehicles rather than on large vehicle to facilitate an out of hours delivery, as well as liaising with the customer, builders and Project Managers, to make sure there are people on site at the time of the delivery.

Forward Visibility on BSF orders

Key to this will be an increased forward vision on any large BSF, HE or large scale orders into the central zone, thus allowing us and RM to plan and co ordinate with the necessary authorities and delivery points prior to delivery. Even closer liaison with the RM implant and project managers is absolutely critical in order to achieve this. Extra focus would be needed if there were to be requests for any time critical deliveries in these areas. Such are

the issues we face ahead, the question as to whether these orders are attempted within the Olympics start and finish dates may be worthy of discussion with all parties.

ETA on Immediate Deliveries

It is likely that deliveries and collections in to all parts of London will be affected, due to the weight of traffic during the Olympic period. We will not give ETA's for deliveries into London over this period, but (all our vans are tracked) we will monitor all deliveries in to the affected areas and will be able to furnish you with real-time location information as needed.

The map below shows all the events in the London Area. We would estimate that events taking place at the likes of Wembley, Wimbledon etc. will have similar concentrations of traffic as they would during events at these locations normally.

Actual Events by Zone

